




BiKu MODULE
NEW GENERATION BIFACIAL MODULE
FRONT POWER RANGE: 350W ~ 365W
UP TO 30% MORE POWER FROM THE BACK SIDE
CS3U-350 | 355 | 360 | 365PB-AG



FRONT

BACK



5BB cell



MBB cell

* Both 5BB and MBB modules will be supplied.

MORE POWER



Up to 30% more power from the back side



Low NMOT: 41 ± 3 °C
Low temperature coefficient (Pmax): -0.37 % / °C



Better shading tolerance

MORE RELIABLE



Lower internal current, lower hot spot temperature



Minimizes micro-cracks and snail trails



Heavy snow load up to 5400 Pa, wind load up to 2400 Pa *



Fire Class A and Type 3 / Type 13



power output warranty



product warranty on materials and workmanship

MANAGEMENT SYSTEM CERTIFICATES*

ISO 9001:2015 / Quality management system
ISO 14001:2015 / Standards for environmental management system
OHSAS 18001:2007 / International standards for occupational health & safety

PRODUCT CERTIFICATES*

IEC 61215 / IEC 61730: VDE / CE / MCS / INMETRO
UL 1703 / IEC 61215 performance: CEC listed (US) / FSEC (US Florida)
UL 1703: CSA / IEC 61701 ED2: VDE / IEC 62716: VDE / IEC 60068-2-68: SGS
Take-e-way



* As there are different certification requirements in different markets, please contact your local Canadian Solar sales representative for the specific certificates applicable to the products in the region in which the products are to be used.

CANADIAN SOLAR INC. is committed to providing high quality solar products, solar system solutions and services to customers around the world. No. 1 module supplier for quality and performance/price ratio in IHS Module Customer Insight Survey. As a leading PV project developer and manufacturer of solar modules with over 33 GW deployed around the world since 2001.

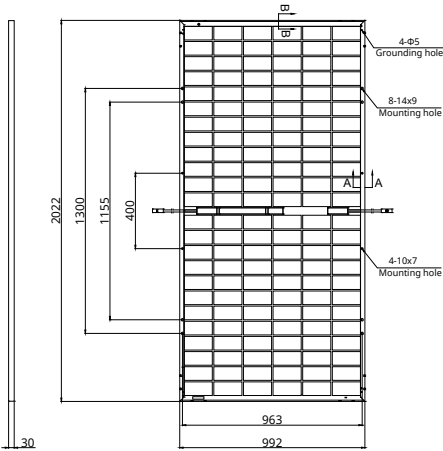
* For detailed information, please refer to Installation Manual.

CANADIAN SOLAR INC.

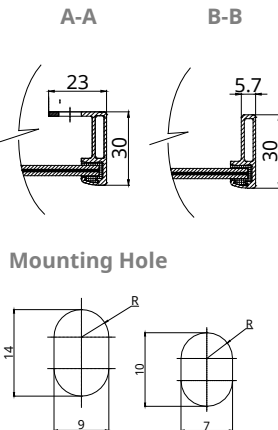
545 Speedvale Avenue West, Guelph, Ontario N1K 1E6, Canada, www.canadiansolar.com, support@canadiansolar.com

ENGINEERING DRAWING (mm)

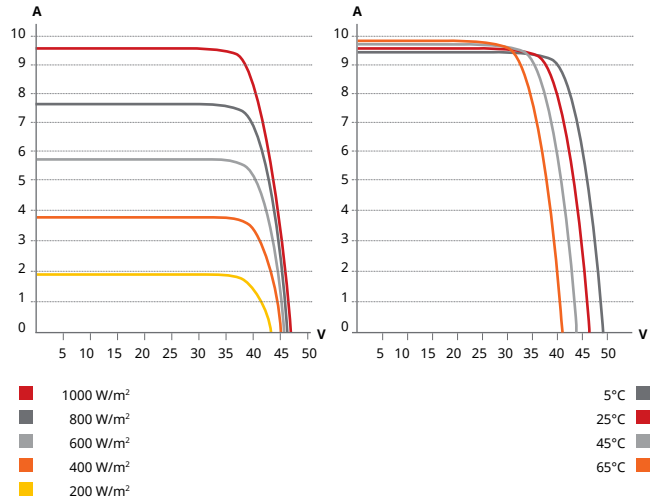
Rear View



Frame Cross Section



CS3U-355PB-AG / I-V CURVES



ELECTRICAL DATA | STC*

	Nominal Max. Power (Pmax)	Opt. Operating Voltage (Vmp)	Opt. Operating Current (Imp)	Open Circuit Voltage (Voc)	Short Circuit Current (Isc)	Module Efficiency
CS3U-350PB-AG	350 W	39.2 V	8.94 A	46.6 V	9.51 A	17.45%
Bifacial Gain**	5%	368 W	39.2 V	9.39 A	46.6 V	18.35%
	10%	385 W	39.2 V	9.83 A	46.6 V	19.19%
	20%	420 W	39.2 V	10.73 A	46.6 V	20.94%
	30%	455 W	39.2 V	11.62 A	46.6 V	22.68%
CS3U-355PB-AG	355 W	39.4 V	9.02 A	46.8 V	9.59 A	17.70%
Bifacial Gain**	5%	373 W	39.4 V	9.47 A	46.8 V	18.60%
	10%	391 W	39.4 V	9.92 A	46.8 V	19.49%
	20%	426 W	39.4 V	10.82 A	46.8 V	21.24%
	30%	462 W	39.4 V	11.73 A	46.8 V	23.03%
CS3U-360PB-AG	360 W	39.6 V	9.1 A	47 V	9.67 A	17.95%
Bifacial Gain**	5%	378 W	39.6 V	9.56 A	47 V	18.85%
	10%	396 W	39.6 V	10.01 A	47 V	19.74%
	20%	432 W	39.6 V	10.92 A	47 V	21.54%
	30%	468 W	39.6 V	11.83 A	47 V	23.33%
CS3U-365PB-AG	365 W	39.8 V	9.18 A	47.2 V	9.75 A	18.20%
Bifacial Gain**	5%	383 W	39.8 V	9.64 A	47.2 V	19.09%
	10%	402 W	39.8 V	10.1 A	47.2 V	20.04%
	20%	438 W	39.8 V	11.02 A	47.2 V	21.84%
	30%	475 W	39.8 V	11.93 A	47.2 V	23.68%

* Under Standard Test Conditions (STC) of irradiance of 1000 W/m², spectrum AM 1.5 and cell temperature of 25°C.

** Bifacial Gain: The additional gain from the back side compared to the power of the front side at the standard test condition. It depends on mounting (structure, height, tilt angle etc.) and albedo of the ground.

ELECTRICAL DATA

Operating Temperature	-40°C ~ +85°C
Max. System Voltage	1500 V (IEC/UL) or 1000 V (IEC/UL)
Module Fire Performance	TYPE 3 / Type 13 (UL 1703) or CLASS A (IEC61730)
Max. Series Fuse Rating	25 A
Application Classification	Class A
Power Tolerance	0 ~ + 5 W
Power Bifaciality*	70 %

* Power Bifaciality = $P_{max_rear} / P_{max_front}$, both P_{max_rear} and P_{max_front} are tested under STC, Bifaciality Tolerance: $\pm 5\%$

* The specifications and key features contained in this datasheet may deviate slightly from our actual products due to the on-going innovation and product enhancement. Canadian Solar Inc. reserves the right to make necessary adjustment to the information described herein at any time without further notice.

Please be kindly advised that PV modules should be handled and installed by qualified people who have professional skills and please carefully read the safety and installation instructions before using our PV modules.

ELECTRICAL DATA | NMOT*

	Nominal Max. Power (Pmax)	Opt. Operating Voltage (Vmp)	Opt. Operating Current (Imp)	Open Circuit Voltage (Voc)	Short Circuit Current (Isc)
CS3U-350PB-AG	261 W	36.6 V	7.14 A	43.8 V	7.67 A
CS3U-355PB-AG	265 W	36.7 V	7.21 A	44.0 V	7.73 A
CS3U-360PB-AG	269 W	36.9 V	7.27 A	44.2 V	7.80 A
CS3U-365PB-AG	272 W	37.1 V	7.34 A	44.4 V	7.86 A

* Under Nominal Module Operating Temperature (NMOT), irradiance of 800 W/m² spectrum AM 1.5, ambient temperature 20°C, wind speed 1 m/s.

MECHANICAL DATA

Specification	Data
Cell Type	Poly-crystalline
Cell Arrangement	144 [2X (12 X6)]
Dimensions	2022 x 992 x 30 mm (79.6 x 39.1 x 1.18 in)
Weight	25.7 kg (56.7 lbs)
Front / Back Glass	2.0 mm heat strengthened glass
Frame	Anodized aluminium alloy
J-Box	IP68, 3 diodes
Cable	4.0 mm ² (IEC), 12 AWG (UL)
Cable Length (Including Connector)	Portrait: 400 mm (15.7 in) (+) / 280 mm (11.0 in) (-); landscape: 1400 mm (55.1 in); leap-frog connection: 1670 mm (65.7 in)*
Connector	T4 series
Per Pallet	35 pieces
Per Container (40' HQ)	770 pieces or 595 pieces (only for US and Canada)

* For detailed information, please contact your local Canadian Solar sales and technical representatives.

TEMPERATURE CHARACTERISTICS

Specification	Data
Temperature Coefficient (Pmax)	-0.37 % / °C
Temperature Coefficient (Voc)	-0.29 % / °C
Temperature Coefficient (Isc)	0.05 % / °C
Nominal Module Operating Temperature	41 \pm 3°C

PARTNER SECTION



CANADIAN SOLAR INC.

545 Speedvale Avenue West, Guelph, Ontario N1K 1E6, Canada, www.canadiansolar.com, support@canadiansolar.com

Go Solar Solutions Call: +91 8048605527 Email: sales@gosolar.co.in Web: www.gosolar.co.in